



*Clearpro* mobile chemical dosing units are the new generation in portable chemical dosing equipment. These technically advanced dosing units can effectively treat high volumes of water whilst remaining lightweight and compact. Our range of DSR dosing units can be flow activated or manually controlled, with optional pH adjustment and multi-chemical dosing capacity. Water leaving the dosing unit can be directed into numerous settlement tanks or returned to a settlement basin to complete the treatment process. Hiring a *Clearpro* water treatment unit gives you access to water industry professionals which can select the most appropriate treatment chemicals and equipment for your project.

#### Uses

- ~ Dewatering / groundwater treatment
- ~ Sediment ponds
- ~ Landfill leachate
- ~ Construction site water
- ~ Water treatment plants
- ~ Contaminated site remediation

#### Benefits

- ~ Fast and simple set-up
- ~ Can dose 2 or more chemicals simultaneously
- ~ Units are custom made and can be modified to suit any pipe diameter and flow rate
- ~ Replaces much bulkier chemical dosing tanks whilst providing improved performance.
- ~ Can be coupled with multiple settlement tanks

#### Specifications

- DSR dosing units are manufactured individually and exact specifications will vary.
- ~ Weight: 30kg
  - ~ Dimensions: 1200mm x 600mm x 600mm
  - ~ Pipe diameter: Up to 150mm
  - ~ Operational flow rates: Up to 50L/sec or 3,000L/min
  - ~ External fittings: Adapted to suit requirements

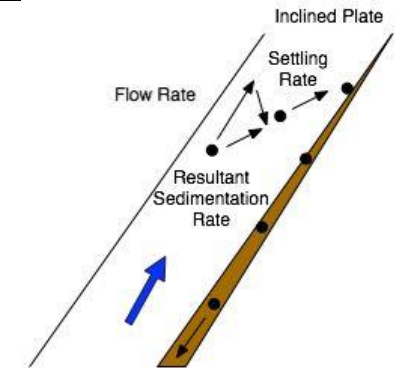





*Clearpro's* equipment fleet includes high performance tube settler clarifiers. The unique design of these systems enables them to operate at 2 to 4 times the efficiency of regular settlement tanks. Enhanced settlement rates are achieved by the angled hexagonal channels which provide both an increased settling area and decreased settling depth for suspended floc particles. The tube settlers operate by capturing fine suspended floc particles on the surface of the tube where they agglomerate to become larger floc particles which slide down the tube and accumulate in the bottom of the tank.

#### Benefits

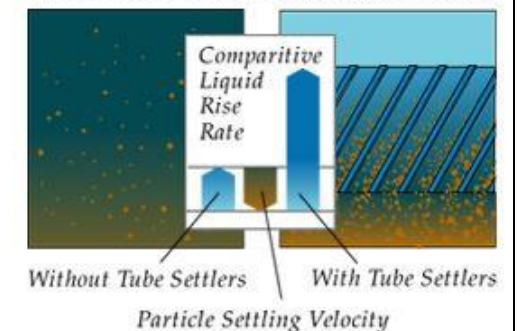
- ~ Improved performance over regular settlement tanks.
- ~ Smaller than equivalent treatment systems due to improved efficiency.
- ~ Efficient settlement reduces coagulant dosage rates.
- ~ Improved effective flow rates.
- ~ Perfect for tight building sites.



#### Uses

- ~ Construction site dewatering
- ~ Sediment pond discharge
- ~ Industrial water treatment
- ~ Generally used in conjunction with a *Clearpro* DSR chemical dosing unit to provide settlement following chemical treatment.
- ~ Multiple units can be coupled with one *Clearpro* dosing unit to handle high flow rates.

#### Tube Settlers vs. Conventional Settling







The *floc buddy* is specifically designed for smaller sediment ponds to assist with the mixing of liquid, granular or powdered flocculants. The system requires no power, has no moving parts and simply uses a series of baffles to mix the water and the flocculent prior to re-entering a basin for settlement. Liquid products are drip fed directly into the water stream from the top of the unit, with granular products and floc blocks placed into the central chamber of the tank. By providing efficient mixing of flocculants the floc buddy can make the often difficult process of flocking a sediment basin fast and simple.

### Benefits

- ~ Effective water clarification of small sediment ponds.
- ~ Significant chemical usage reductions due to enhanced mixing.
- ~ Massive time savings
- ~ One man operation with trolley or easy 2 man lift.
- ~ Cheapest treatment unit on the market.
- ~ Cannot break down.



### Additional equipment

- ~ Chemical
- ~ 2 inch pump
- ~ 2 inch hose
- ~ Discharge pump
- ~ Additional equipment can be supplied on request.

No one water treatment chemical works on all sites. *Clearpro* has access to the best coagulants and flocculants on the market.

Let us test your water and provide the most effective water treatment chemical for you.